

SOLID SURFACES INC

1 Townline Circle - Rochester, NY 14623
585-292-5340 - Fax 585-292-5344
www.GoSurfaces.com

QUARTZ & GRANITE SPEC SHEET

Quote Order

Check All That Apply

- | | |
|--|--|
| <input type="checkbox"/> Install Countertops | <input type="checkbox"/> Remove Existing Tops |
| <input type="checkbox"/> Delivery Only | <input type="checkbox"/> Reconnect Plumbing |
| <input type="checkbox"/> Pick-Up | <input type="checkbox"/> Reconnect Range/Cooktop |

Company: _____
Salesperson: _____
Phone No.: _____
P.O. #: _____
New Cabinetry: Y/N
Special Instructions: _____

Name: _____
Address: _____

City: _____ State: _____ Zip: _____
Phone No.: _____
Alt. Phone No.: _____
Email: _____
Directions to Job Site: _____


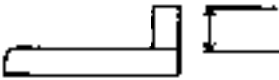
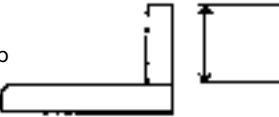
Granite Color: _____

Quartz Product: _____
Color: _____

- Homeowner will call for granite slab viewing (by appointment only)
 Declining granite slab viewing; **Homeowner's Signature:** _____

Samples do not exhibit all the variations of a color, pattern, size, shape or shade and therefore are not fully representative of what will be installed in your home. Many granites have certain natural characteristics such as pitting, fissures or dull spots. These are not flaws or product defects and do not compromise the integrity of the stone in any way.

****The following items MUST be known or on the job site by date of measure****

| | | | |
|-------------------|--|---|--|
| Faucet | Make: _____ | <input type="checkbox"/> Solid Surfaces to Supply | <input type="checkbox"/> No Splash  |
| | Model: _____ | <input type="checkbox"/> Delivering to Solid Surfaces | |
| | | <input type="checkbox"/> Job site | |
| Sink | Make: _____ | <input type="checkbox"/> Solid Surfaces to Supply | Please give dimensions if not std. 4" backsplash <input type="checkbox"/> Loose / Set On Backsplash  |
| | Model: _____ | <input type="checkbox"/> Delivering to Solid Surfaces | |
| | <input type="checkbox"/> Drop In <input type="checkbox"/> Undermount | <input type="checkbox"/> Job site | |
| Cooking Appliance | Make: _____ | <input type="checkbox"/> Cooktop | <input type="checkbox"/> Full Backwalls  Will require 2 nd install trip |
| | Model: _____ | <input type="checkbox"/> Free Standing | |
| | | <input type="checkbox"/> Slide in Range | |

Edge Treatments (circle one)

